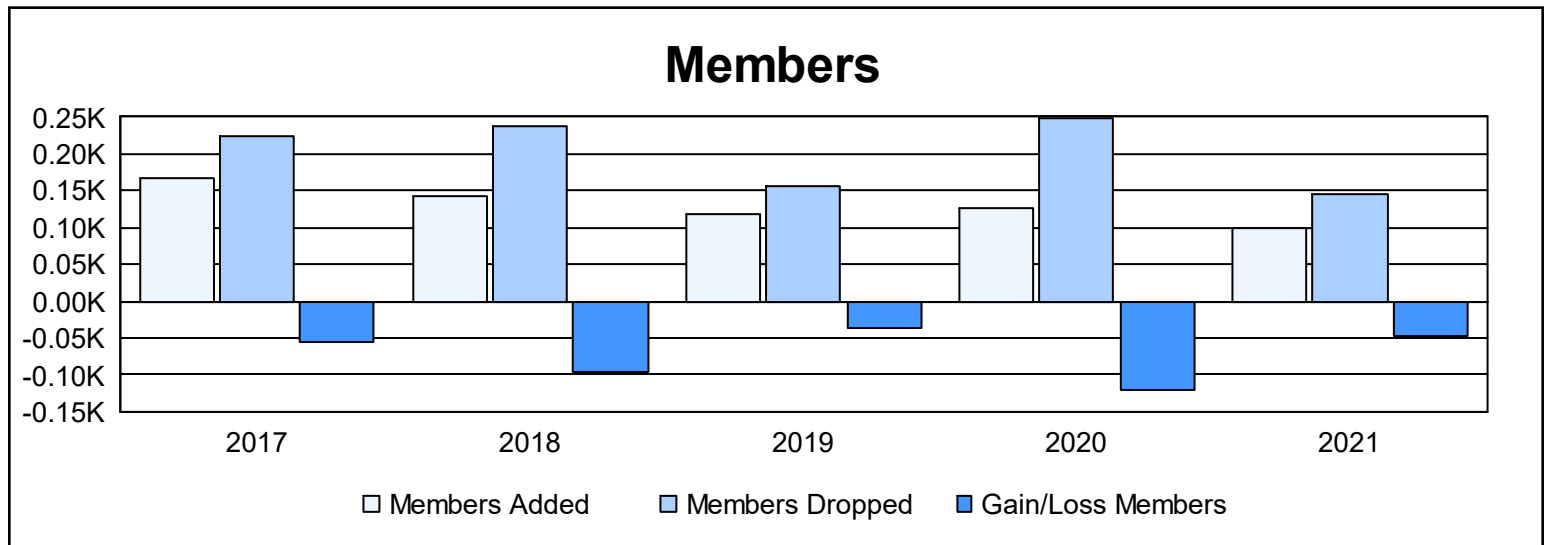
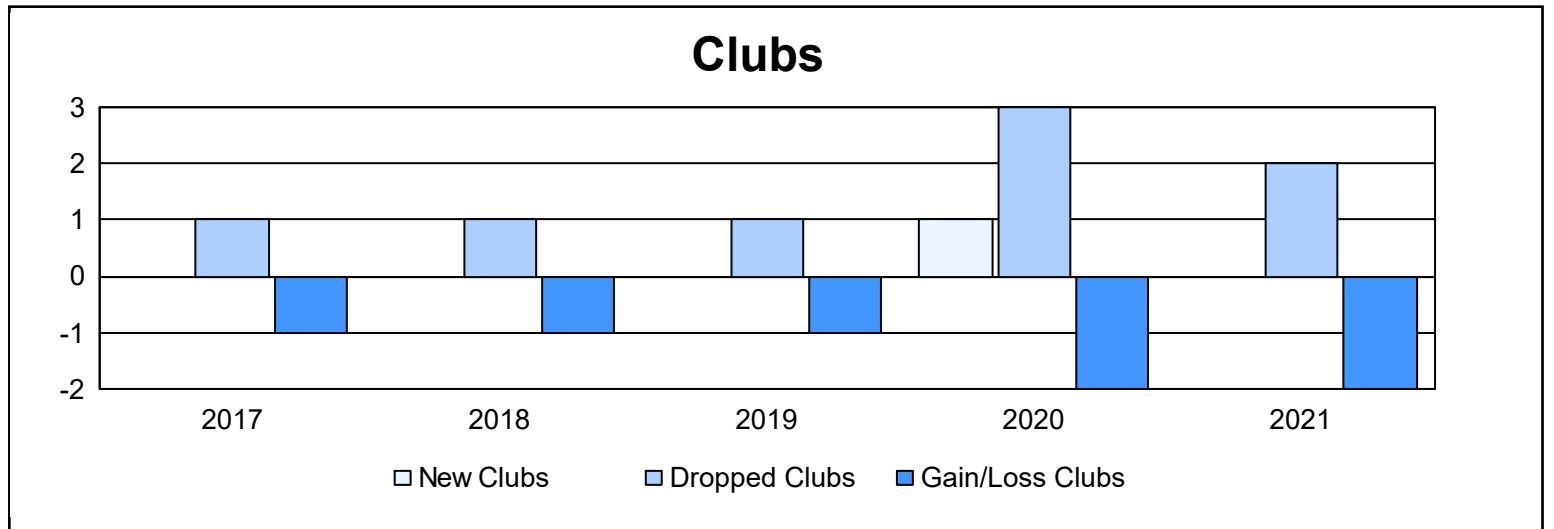
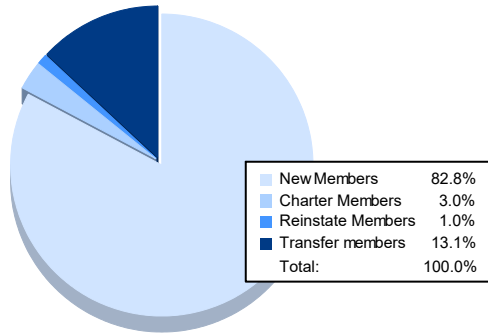


| Year | New Clubs | Dropped Clubs | Gain/ Loss Clubs | New Members | Charter Members | Reinstate Members | Transfer Members | Total Member Added | Total Members Dropped | Gain/ Loss Members |
|----------------|-----------|---------------|------------------|-------------|-----------------|-------------------|------------------|--------------------|-----------------------|--------------------|
| 2016-2017 | 0 | 1 | -1 | 149 | 1 | 10 | 7 | 167 | 223 | -56 |
| 2017-2018 | 0 | 1 | -1 | 122 | 1 | 6 | 15 | 144 | 239 | -95 |
| 2018-2019 | 0 | 1 | -1 | 108 | 0 | 4 | 7 | 119 | 156 | -37 |
| 2019-2020 | 1 | 3 | -2 | 85 | 24 | 9 | 9 | 127 | 248 | -121 |
| 2020-2021 | 0 | 2 | -2 | 82 | 3 | 1 | 13 | 99 | 146 | -47 |
| Average | 0 | 2 | -1 | 109 | 6 | 6 | 10 | 131 | 202 | -71 |



Membership Composition June 2021 Cumulative



Gender Composition June 2021 Cumulative

